

DuCoNite 10, DuCoNite 15 and DuCoNite 20

Bredel SERIES
Bredel Hose Pumps

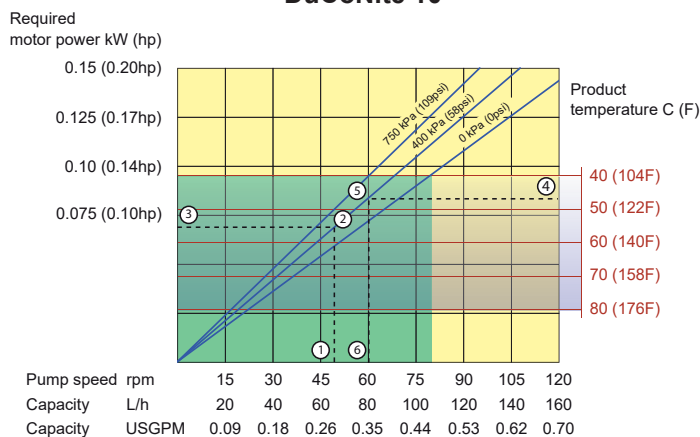
FEATURES AND BENEFITS

- Robust design for aggressive chemicals or abrasives
- Pump protected against corrosive and caustic fluids and atmospheres by its high-tech surface treatment
- Sealless, valveless pumping principle for reliable, low maintenance metering, dosing and transfer
- Dry running and self-priming, with up to 9.5 meters (30 foot) suctionlift capability
- Compact direct coupled design to maximise gearbox life
- Simple hose change decreases cost of ownership, downtime and need for parts inventory

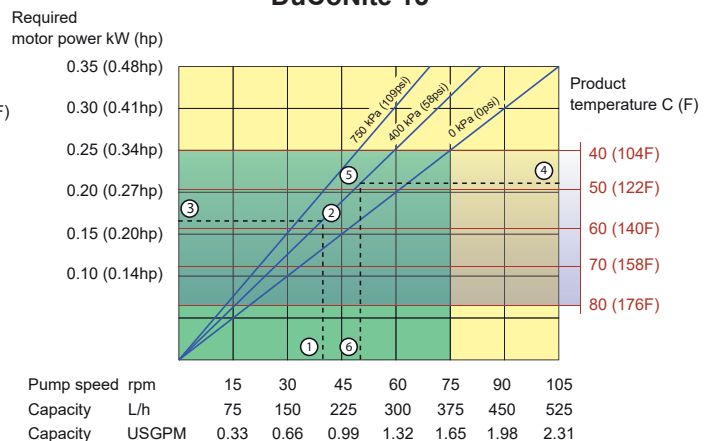


PERFORMANCE

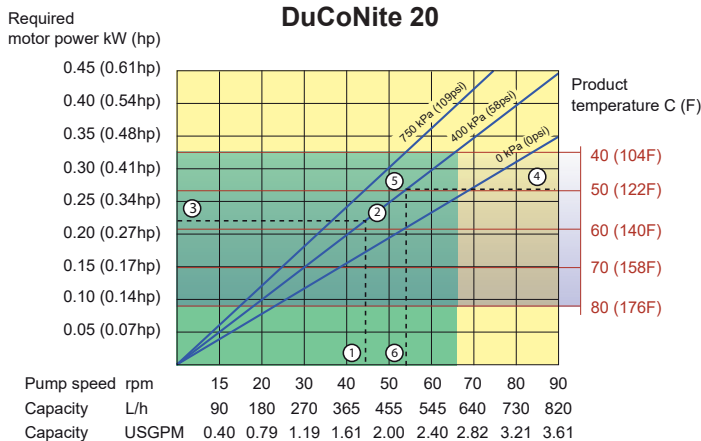
DuCoNite 10



DuCoNite 15



DuCoNite 20



Continuous Duty

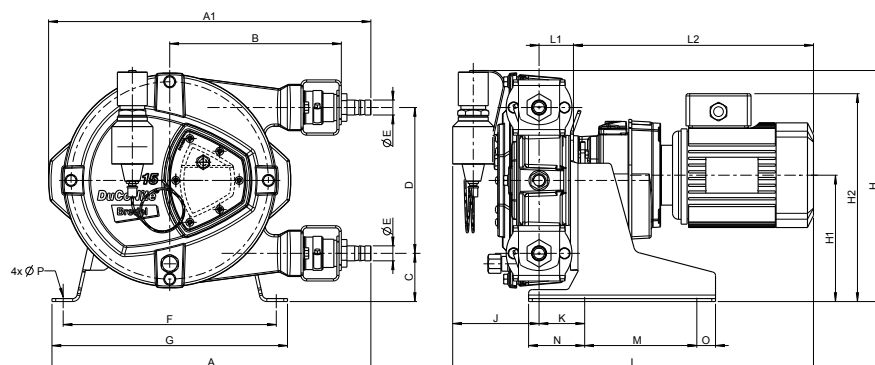
Intermittent Duty*

* Maximum 2 hours operation followed by minimum 1 hour stop

1. Flow required indicates pump speed
2. Calculated discharge pressure
3. Net motor power required
4. Product temperature
5. Calculated discharge pressure
6. Maximum recommended pump speed

Note: The area of continuous operation diminishes with increased product temperatures. For product temperatures >40°C, the area of continuous operation reduces to the corresponding red temperature line.

DIMENSIONS



Connector sizes	ANSI 150#	EN DIN	JIS
DuCoNite 10	0.5"	10mm	10mm
DuCoNite 15	0.75"	20mm	20mm
DuCoNite 20	0.75"	20mm	20mm

Type	A	A1	B	C	D	ØE	F	G	H	H1	H2max	J	K	Lmax	L1	L2max	M	N	O	ØP
DuCoNite 10 (mm)	337	311	171	62	116	16	235	265	225	127	254	78	51	501	46	378	150	65	25	12
DuCoNite 10 (inches)	13.3	12.2	6.7	2.44	4.6	16mm	9.3	10.4	8.9	5.0	10.0	3.1	2	19.7	1.8	14.9	5.9	2.6	1.0	12mm
DuCoNite 15 (mm)	427	431	230	63	195	20	285	315	304	167	294	82	61	505	46	378	150	75	25	12
DuCoNite 15 (inches)	16.8	17.0	9.1	2.5	7.7	20mm	11.2	12.4	12.0	6.6	11.6	3.2	2.4	19.9	1.8	14.9	5.9	3.0	1.0	12mm
DuCoNite 20 (mm)	427	431	230	63	195	20	285	315	304	167	294	82	61	505	46	378	150	75	25	12
DuCoNite 20 (inches)	16.8	17.0	9.1	2.5	7.7	20mm	11.2	12.4	12.0	6.6	11.6	3.2	2.4	19.9	1.8	14.9	5.9	3.0	1.0	12mm

TECHNICAL SPECIFICATIONS

	DuCoNite 10	DuCoNite 15	DuCoNite 20
Flow range	up to 160 L/hr (0.70 USGPM)	up to 525 L/hr (2.32 USGPM)	up to 820 L/hr (3.62 USGPM)
Capacity	0.022 L/rev (0.006 G/rev)	0.083 L/rev (0.022 G/rev)	0.152 L/rev (0.040 G/rev)
Minimum starting torque	47Nm (416 inch-lbs)	60Nm (531 inch-lbs)	85Nm (752 inch-lbs)
Hose lubricant required	0.5 litres (0.13 USG)	1 litre (0.26 USG)	1 litre (0.26 USG)
Pumphead weight	12.2kg (26.89lbs)	18.5kg (40.79lbs)	18.5kg (40.79lbs)
Common features			
Suction pressure	0.05 bar abs (0.73psia)		
Product temperature range*	-10C up to 80C (14F up to 176F)		
Ambient temperature range**	-20C up to 45C (-4F up to 113F)		
Max inlet pressure	2.0 bar abs (30psia)		
Max discharge pressure NR, NBR, F-NBR, EPDM, CSM	7.5 bar (109psi)		

*Please consult your Bredel representative for lower or higher temperature operation.

**Allowable ambient temperature is based on pump capabilities and may be further limited by gearbox ambient capabilities

MATERIALS OF CONSTRUCTION

	DuCoNite 10	DuCoNite 15	DuCoNite 20
Pump housing	Cast iron with DuCoNite surface treatment.		
Rotor with integral shoes			
Cover			
Brackets	Standard in AISI 316		
Support frame	Standard in AISI 316		
Fasteners	Standard in AISI 316		
Hose clamps	AISI 316		
Coupling bush	Alloy steel		
Seals	EPDM		

Options	DuCoNite 10/15/20
Available hose materials	NR, NR Endurance, NBR, F-NBR, EPDM, CSM
Available rotors	Low pressure 0-4bar Medium pressure 4-7.5bar
Available port configurations	Ports left (position 1), right (position 2), up (position 3) and down (position 4). Standard configuration position 2
Integrated FI for stand alone speed control	Factory programmable from 12-80 Hz
Revolution counter	For maintenance and /or metering
High level float switch	Max. 1A, 50 VA, IP65
Insert combinations	
Hose nipple	AISI 316, PTFE, PVDF
Threaded nipple	AISI 316 BSP, AISI 316 NPT, PP NPT, PVC NPT, AISI 316 DIN 11851
Threaded nipple and flange (+nut) assembly	AISI 316 BSP nipple and Flange DIN threaded AISI 316, AISI 316 BSP nipple and Flange ASA threaded AISI 316
Flange and bracket assembly	Flange DIN AISI 316 + PP insert, Flange ASA AISI 316 + PP insert, Flange DIN AISI 316 + AISI 316 insert, Flange ASA AISI 316 + AISI 316 insert

The information contained in this document is believed to be correct at the time of publication, but Watson-Marlow Bredel BV accepts no liability for any error it contains, and reserves the right to alter specifications without prior notice. All mentioned values in this document are values under controlled circumstances at our test bed. Actual flow rates achieved may vary because of changes in temperature, viscosity, inlet and discharge pressures and/or system configuration. APEX, DuCoNite®, Bioprene® and Bredel are registered trademarks.

Bredel
Hose Pumps

wmftg.com
info@wmftg.com
+44 (0) 1326 370370