


# OEM



## 313/314 FAM and 313/314 FDM Heavy duty AC and DC OEM-pumps

### Technical information and features

- FAM AC drives with industrial quality reversible induction motor
- FDM DC drives with industrial quality brush DC motors, 12 and 24 VDC
- Heavy duty spur gearbox with ball bearings
- IP 54 (313/314 FAM)
- Stainless steel face plate
- Flow rates up to 1750 ml/min
- Available in multi channel versions with up to 6 channels



**313FAM/D**  
Peristaltic pump with rugged AC-drive

### Flow Rates Marprene tubing 1.6mm (1/16") wall, zero pressure and no suction height


ml/min with tubing dimension:		0.5mm ID	0.8mm ID	1.6mm ID	3.2mm ID	4.8mm ID	6.4mm ID	8.0mm ID	
FAM 50Hz AC	37 rpm	314	1,2	2,2	9,3	32	70	110	140
		313	1,3	2,6	10	37	81	130	185
	75 rpm	314	2,4	4,5	19	64	140	225	300
		313	2,6	5,4	2	75	165	270	375
	145 rpm	314	4,6	8,7	36	120	280	435	580
		313	5,0	10	39	145	320	520	720
	290 rpm	314	9,1	17	73	250	550	870	1160
		313	9,9	21	79	290	640	1040	1450
FAM 60Hz AC	45 rpm	314	1,4	2,7	11	38	86	135	180
FDM 12/24VDC		313	1,5	3,2	12	45	99	160	225
	90 rpm	314	2,8	5,4	23	77	170	270	360
		313	3,1	6,4	24	90	200	320	450
	175 rpm	314	5,5	10	44	150	330	520	700
		313	6,0	12	47	175	385	630	870
	350 rpm	314	11	21	88	300	660	1050	1400
		313	12	25	95	350	770	1260	1750

For pressure performance see pumphead data sheet.

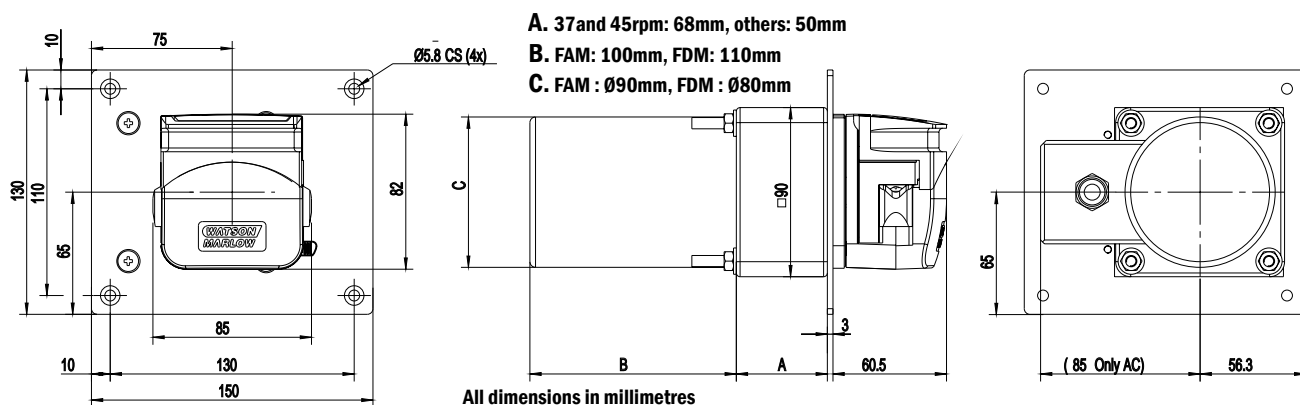
### Customised Solutions

If you don't find exactly what you are looking for in this data sheet a customised product could be the solution.

The drives can be supplied with alternative gear ratios and other motors such as variable speed AC and brushless DC. The pumpheads can be supplied in alternative colours, with alternative roller material, fitted on a customised face plate and more.



**314x3 FAM/D** Up to 6 pumpheads can be ganged for multi channel pumping



## Motor descriptions

### FAM AC-drive

- 4 pole AC induction motor.
- Power: 40W
- 220-230 VAC or 110-115 VAC, 1 Phase
- Motor speed (nominal): 1450 rpm@50Hz, 1750 rpm@60Hz
- Reversible
- With terminal box for easy and secure installation
- Complete with capacitor (delivered loose with pump)
- Working temperature: -10 to +40 °C

### FDM DC-drive

- Carbon brush DC motor.
- Power: 30 W
- 12 or 24 VDC
- Motor speed (nominal): 1750 rpm
- Reversible
- Cable length 300 mm
- Speed can be adjusted by altering the input voltage
- Replaceable brushes (normal life 5000 to 8000 h)
- Working temperature: -10 to +40 °C

## Pumphead description

313 and 314 pumpheads are fast loading and easy to use with the flip-top design. They attach to the drive with a bayonet fitting. Up to six pumpheads can be ganged to a drive for multi channel pumping. In standard configuration the pumpheads are for 1.6 mm wall tubing and come with adjustable tube clamps for 0.5 mm to 8.0 mm ID tubing.

313 pumpheads have three rollers and 314 pumpheads have four. The four roller design gives higher precision and less pulsation, but lower flow than with three rollers.

For applications where thicker wall tubing is needed (typically higher pressure applications), pumpheads for 2.4 mm wall thickness are available, 313D2 and 314D2.

## Product codes

313/314 FAM				313/314 FDM		
Supply voltage	Speed	313FAM/D	No of * channels	Supply voltage	Speed	313FDM/D
220VAC, 50Hz	37	040.AG23.010	6	12VDC	45	040.CH23.010
110VAC, 60Hz	45	040.BH23.010	6	24VDC	45	040.DH23.010
220VAC, 50Hz	75	040.AN23.010	4	12VDC	90	040.CP23.010
110VAC, 60Hz	90	040.BP23.010	4	24VDC	90	040.DP23.010
220VAC, 50Hz	145	040.AQ23.010	2	12VDC	175	040.CR23.010
110VAC, 60Hz	175	040.BR23.010	2	24VDC	175	040.DR23.010
220VAC, 50Hz	290	040.AU23.010	1	12VDC	350	040.CV23.010
110VAC, 60Hz	350	040.BV23.010	1	24VDC	350	040.DV23.010

Standard options:

- For 314 pumphead, replace 3 by 4
- For 2.4 mm wall pumphead, /D2 replace 0 by 2

- For 314 pumphead, replace 3 by 4
- For 2.4 mm wall pumphead, /D2 replace 0 by 2

\* ) Minimum number of pumpheads that can be ganged

Please contact your Watson-Marlow sales office for price and lead time

#### Belgium

Telephone +32 (0) 2 481 60 57  
Fax: +32 (0) 2 481 60 58  
info@watson-marlow.be

#### Brazil

Telephone +55 11 4616 0404  
Fax: +55 11 4616 0403  
Info4brazil@watson-marlow.com

#### China

Telephone +86 21 6485 4898  
Fax: +86 21 6485 7366  
support4china@watson-marlow.co.uk

#### France

Telephone +33 (0) 2 37 38 92 03  
Fax: +33 (0) 2 37 38 92 04  
info@watson-marlow.fr

#### Germany

Telephone +49 (0) 2183 42040  
Fax: +49 (0) 2183 82592  
info@watson-marlow.de

#### Italy

Telephone +39 (0)3 06871184  
Fax: +39 (0)3 06871352  
info@watson-marlow.it

#### Korea

Telephone +82 (0) 2525 5755  
Fax: +82 (0) 2525 5766  
support4k@watson-marlow.co.uk

#### Malaysia

Telephone +60 (3) 5635 3323  
Fax: +60 (3) 5635 7717  
sales@SpiraxSarco.com

#### Netherlands

Telephone +31 (0) 10 462 1688  
Fax: +31 (0) 10 462 3486  
info@watson-marlow.nl

#### South Africa

Telephone +27 11 796 2960  
Fax: +27 11 794 1250  
info@wmbpumps.co.za

#### United Kingdom

Telephone +44 (0) 1326 370370  
Fax: +44 (0) 1326 376009  
info@watson-marlow.co.uk

#### United States of America

Telephone 800 282 8823  
Fax: 978 658 0041  
support@wmbpumps.com

**WATSON  
MARLOW  
ALITEA**

#### W-M Alitea AB

#### Sweden

Telephone +46 8 556 556 00  
Fax: +46 8 556 556 25  
info@alitea.se

See [www.watson-marlow.com](http://www.watson-marlow.com) for more information about our products.

W-M Alitea reserves the right to alter specifications without notice