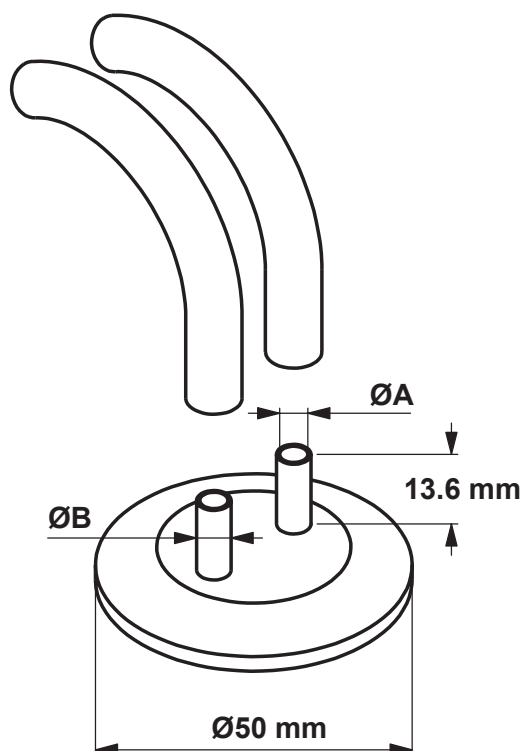


2 tube manifold

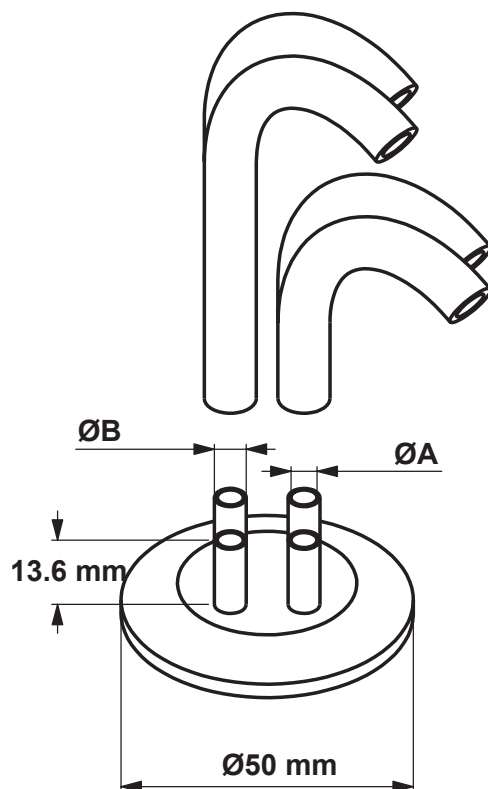


Tube connector for 2 tubes - Part number	A (ID) (mm)	B (OD) (mm)
84-081-106	0.6	1.0
84-081-110	1.0	1.5
84-081-116	1.6	2.1
84-081-132	3.2	3.8
84-081-145	4.5	5.5
84-081-160	6.0	7.0

- Material: AISI316L - laser welded

- Material certificate: Certificate type 2.1 is supplied with the product

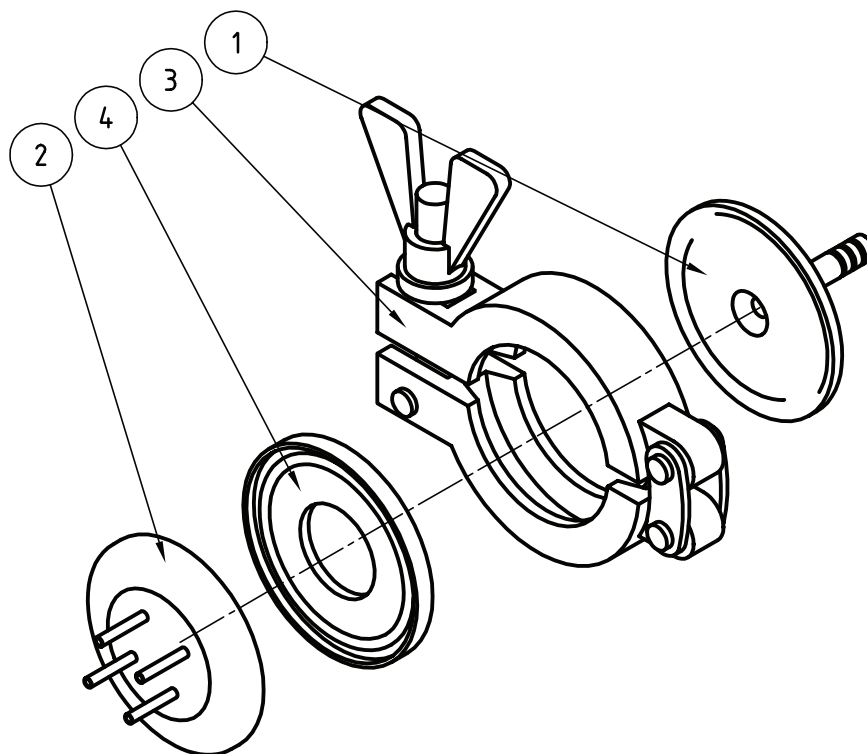
4 tube manifold



Tube connector for 4 tubes - Part number	A (ID) (mm)	B (OD) (mm)
84-082-106	0.6	1.0
84-082-110	1.0	1.5
84-082-116	1.6	2.1
84-082-132	3.2	3.8
84-082-145	4.5	5.5
84-082-160	6.0	7.0

- Material: AISI316L - laser welded

- Material certificate: Certificate type 2.1 is supplied with the product



Clamp gasket - Part number	Description	ID (mm)
84-085-220	1" bore, nitrile	25.4
84-085-222	1½" bore, nitrile	38.1
84-085-230	1" bore, silicone	25.4
84-085-232	1½" bore, silicone	38.1

- Position 1. Please see the page called "Tube connector"
- Position 2. Please see the page called "2 tube manifold" or "4 tube manifold"
- Position 3. Clamp ring - part number: 84-085-210
- Position 4. Clamp gasket
- Position 5. Blind flange without tube connectors - not illustrated - part number 30-250-150